

DAILY SPICES REPORT

8 Sep 2025

- JEERA
- DHANIYA
- TURMERIC



NCDEX Future Market Update

Commodity	Expiry	Open	High	Low	Close	% Change
TURMERIC	20-Oct-25	12,380.00	12,456.00	12,036.00	12,218.00	-1.93
TURMERIC	18-Dec-25	12,620.00	12,620.00	12,270.00	12,440.00	-1.86
JEERA	19-Sep-25	19,410.00	19,530.00	19,250.00	19,390.00	-0.33
JEERA	20-Oct-25	19,700.00	19,820.00	19,530.00	19,685.00	-0.28
DHANIYA	19-Sep-25	8,200.00	8,552.00	8,122.00	8,542.00	5.88
DHANIYA	20-Oct-25	8,300.00	8,660.00	8,100.00	8,600.00	5.26

Spot Market Update

Commodity	Place	Price	% Chg
Jeera	उंझा	19,698.30	-0.27
Jeera	जोधपुर	19,800.00	1.28
Dhaniya	गोंडल	7,928.10	0.91
Dhaniya	कोटा	8,212.25	1.09
Turmeric (Unpolished)	निजामाबाद	12,694.50	0.41
Turmeric (Farmer Polished)	निजामाबाद	13,355.30	0

Currency Market Update

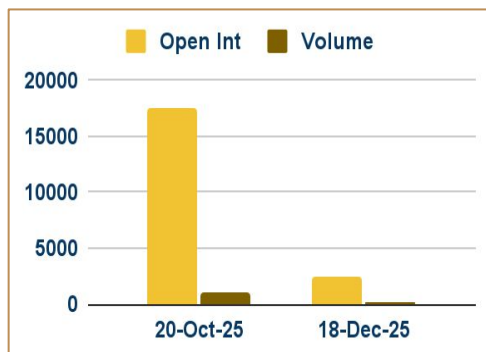
Currency	Country	Rates
USDINR	India	88.18
USDCNY	China	7.13
USDBDT	Bangladesh	121.46
USDHKD	Hongkong	7.80
USDMYR	Malaysia	4.22
USDAED	UAE	3.67
EURUSD	Europe	1.17

Open Interest Snapshot

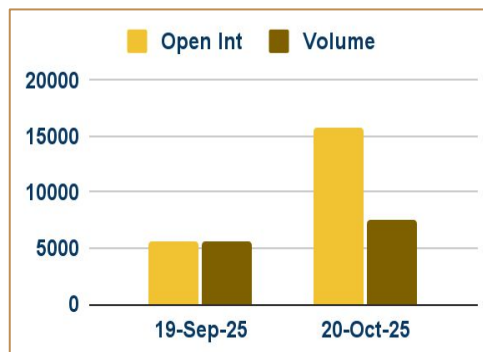
Commodity	Expiry	% Change	% Oi Change	Oi Status
TURMERIC	20-Oct-25	-1.93	0.20	Fresh Selling
TURMERIC	18-Dec-25	-1.86	0.00	Long Liquidation
JEERA	19-Sep-25	-0.33	-4.16	Long Liquidation
JEERA	20-Oct-25	-0.28	7.57	Fresh Selling
DHANIYA	19-Sep-25	5.88	-19.76	Short Covering
DHANIYA	20-Oct-25	5.26	17.67	Fresh Buying

OI & Volume Chart

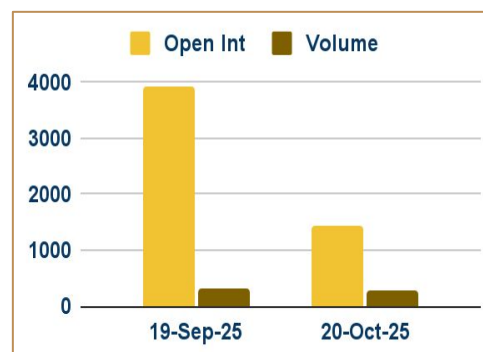
Turmeric



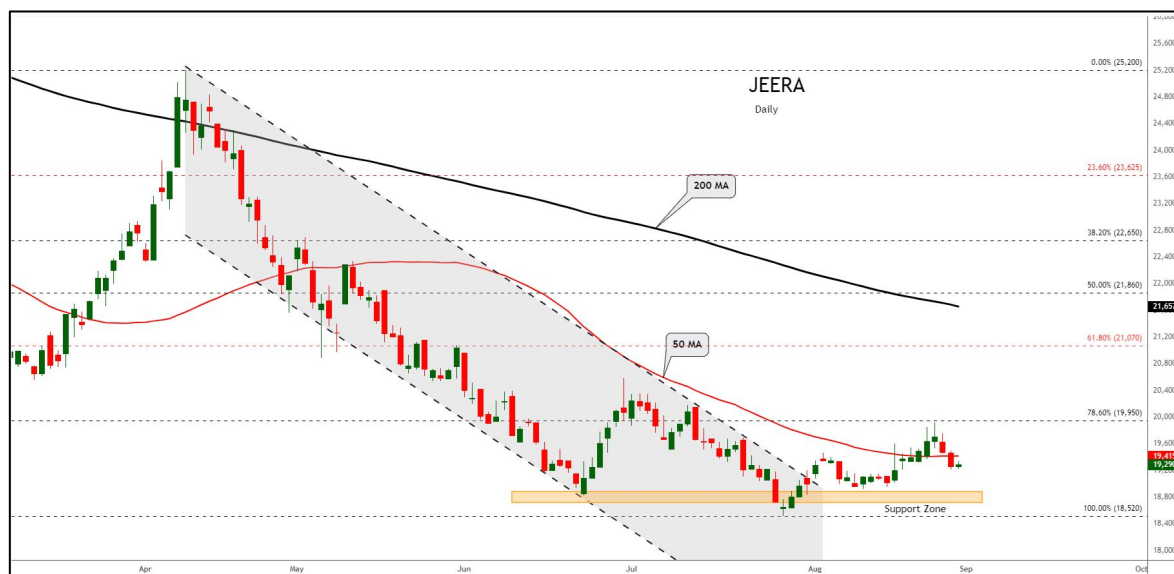
Dhaniya



Jeera



Technical Snapshot



BUY JEERA SEP @ 19300 SL 19000 TGT 19600-19800. NCDEX

Spread JEERA OCT-SEP 295.00

Observations

Jeera trading range for the day is 19110-19670.

Jeera dropped due to weak domestic and export demand post retail season.

Jeera exports during Apr - June 2025, dropped by 19.57 percent at 59,247.76 tonnes as compared to g Apr - June 2024

GST council lowers GST rate to 5% which will support FMCG exports & domestic demand.

In Unjha, a major spot market, the price ended at 19698.3 Rupees dropped by -0.27 percent.

Trading Levels

Commodity	Expiry	Close	R2	R1	PP	S1	S2
JEERA	19-Sep-25	19,390.00	19670.00	19530.00	19390.00	19250.00	19110.00
JEERA	20-Oct-25	19,685.00	19970.00	19830.00	19680.00	19540.00	19390.00

Technical Snapshot



BUY DHANIYA SEP @ 8450 SL 8350 TGT 8600-8700. NCDEX

Spread DHANIYA OCT-SEP 58.00

Observations

Dhaniya trading range for the day is 7976-8836.

Dhaniya prices gained due to shortage of good quality stocks in the market.

Total coriander arrivals rose to 14,100 bags (each 40 kg) as against 13,100 bags in the previous session.

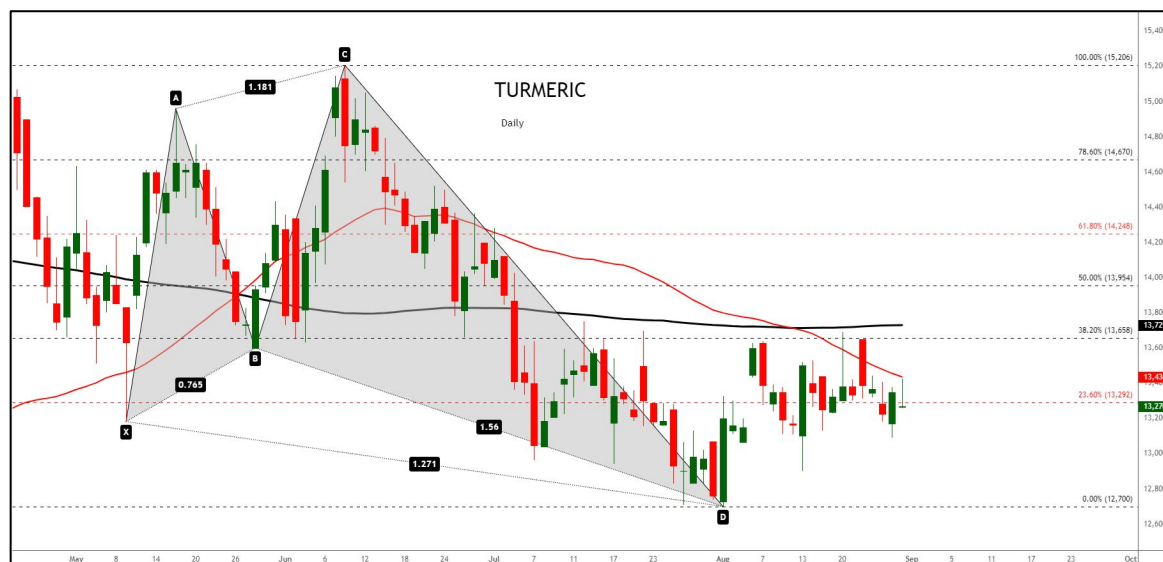
A large amount of old stock coming into the market as well as new crop weighed on prices.

In Gondal, a major spot market, the price ended at 7928.1 Rupees gained by 0.91 percent.

Trading Levels

Commodity	Expiry	Close	R2	R1	PP	S1	S2
DHANIYA	19-Sep-25	8,542.00	8836.00	8690.00	8406.00	8260.00	7976.00
DHANIYA	20-Oct-25	8,600.00	9014.00	8808.00	8454.00	8248.00	7894.00

Technical Snapshot



BUY TURMERIC OCT @ 12100 SL 11900 TGT 12400-12600. NCDEX

Spread

TURMERIC DEC-OCT

222.00

Observations

Turmeric trading range for the day is 11816-12656.

Turmeric dropped amid increase in acreage due to favourable rains during the current sowing season.

However downside seen limited as recent rainfall has caused damage to standing turmeric crops in major growing regions.

IMD forecast of normal to below-normal rainfall in September in some parts of South India has raised concerns for turmeric growers.

In Nizamabad, a major spot market, the price ended at 13355.3 Rupees dropped by 0 percent.

Trading Levels

Commodity	Expiry	Close	R2	R1	PP	S1	S2
TURMERIC	20-Oct-25	12,218.00	12656.00	12436.00	12236.00	12016.00	11816.00
TURMERIC	18-Dec-25	12,440.00	12794.00	12618.00	12444.00	12268.00	12094.00

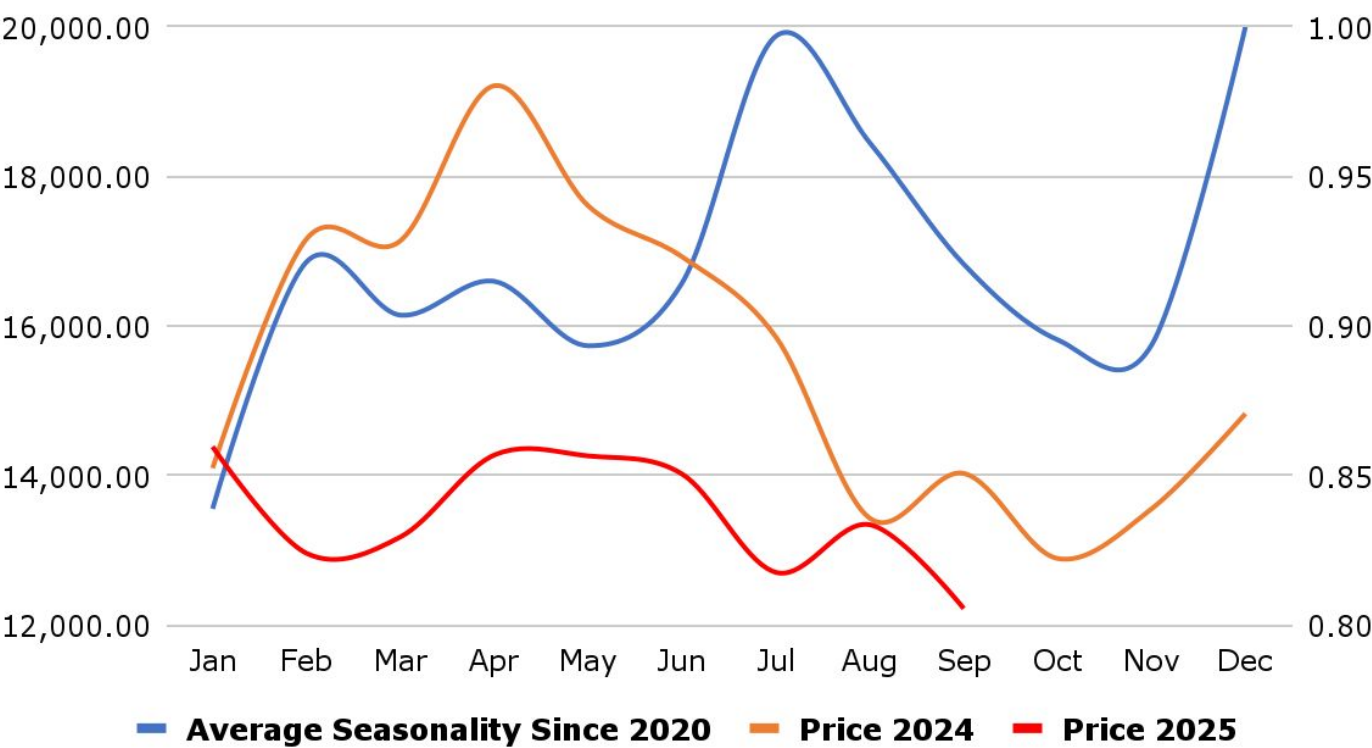
NCDEX Jeera Seasonality



NCDEX Dhaniya Seasonality



NCDEX Turmeric Seasonality



USDINR Seasonality



This Report is prepared and distributed by Kedia Stocks & Commodities Research Pvt Ltd. Our SEBI REGISTRATION NUMBER – INH000006156. for information purposes only. The recommendations, if any, made herein are expressions of views and/or opinions and should not be deemed or construed to be neither advice for the purpose of purchase or sale through KSCRPL nor any solicitation or offering of any investment /trading opportunity. These information/opinions/ views are not meant to serve as a professional investment guide for the readers. No action is solicited based upon the information provided herein. Recipients of this Report should rely on information/data arising out of their own investigations. Readers are advised to seek independent professional advice and arrive at an informed trading/investment decision before executing any trades or making any investments. This Report has been prepared on the basis of publicly available information, internally developed data and other sources believed by KSCRPL to be reliable. KSCRPL or its directors, employees, affiliates or representatives do not assume any responsibility for or warrant the accuracy, completeness, adequacy and reliability of such information/opinions/ views. While due care has been taken to ensure that the disclosures and opinions given are fair and reasonable, none of the directors, employees, affiliates or representatives of KSCRPL shall be liable for any direct, indirect, special, incidental, consequential, punitive or exemplary damages, including lost profits arising in any way whatsoever from the information/opinions/views contained in this Report. The possession, circulation and/or distribution of this Report may be restricted or regulated in certain jurisdictions by appropriate laws. No action has been or will be taken by KSCRPL in any jurisdiction (other than India), where any action for such purpose (s) is required. Accordingly, this Report shall not be possessed, circulated and/ or distributed in any such country or jurisdiction unless such action is in compliance with all applicable laws and regulations of such country or jurisdiction. KSCRPL requires such a recipient to inform himself about and to observe any restrictions at his own expense, without any liability to KSCRPL. Any dispute arising out of this Report shall be subject to the exclusive jurisdiction of the Courts in India.

KEDIA ADVISORY**KEDIA STOCKS & COMMODITIES RESEARCH PVT LTD****Mumbai, India****SEBI REGISTRATION NUMBER – INH000006156****For more details, please contact: +91 93234 06035 / 96195 51022****Email: info@kediaadvisory.com****Regd.Off.: 1, 2, 3 & 4, 1st Floor, Tulip Bldg, Flower Valley Complex, Khadakpada Circle,
Kalyan-(W), Mumbai-421301**